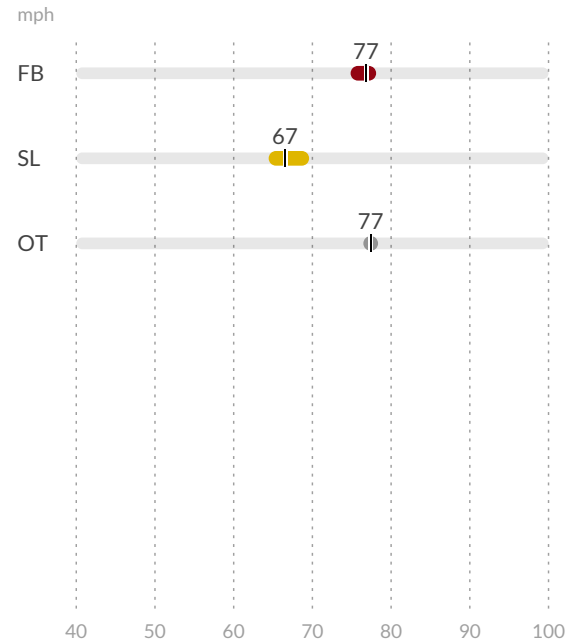


Avg. velocity by pitch type



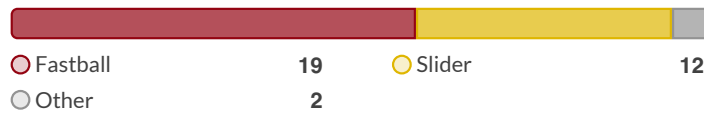
● Fastball

Pitch Speed Avg. **77** mph Max. **78** mph

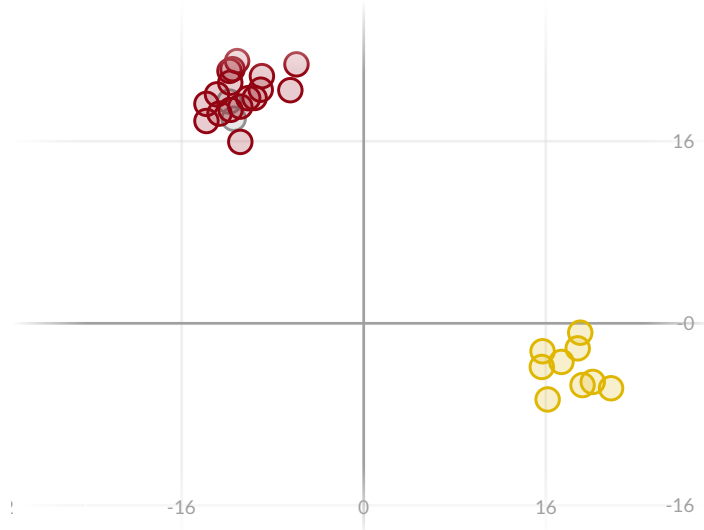
Total spin Avg. **2016** rpm

Pitches

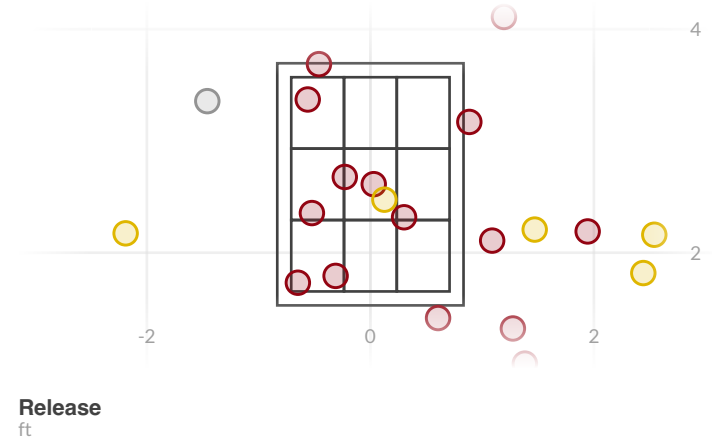
Total: **33**



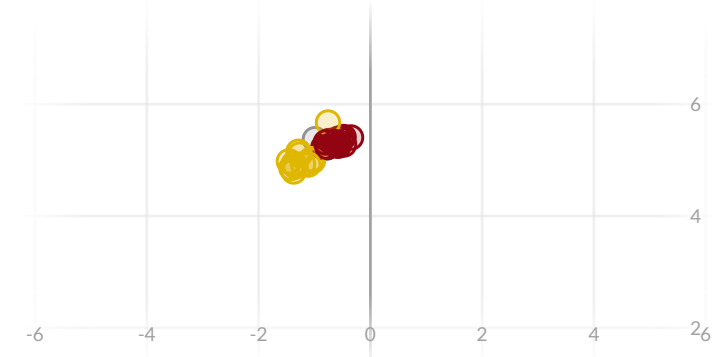
Movement
in



Location
ft



Release
ft



Stats by pitch type

Pitch type	Qty.	Pitch Speed (mph)			Total spin (rpm)			IVB (in)		Horz. Mov (in)		Vert. Mov (in)	Rel.h (ft)	Rel.side (ft)	EXT (ft)
		Min.	Max.	Avg.	Min.	Max.	Avg.	Max. abs.	Avg.	Max. abs.	Max. abs.	Avg.	Avg.	Avg.	Avg.
● Fastball	19	74.9	78.1	76.8	1701.5	2145.3	2016.3	20.2	-10.8	13.8	36.3	5.3	-0.6	5.0	
● Slider	12	64.4	69.6	66.5	1719.9	2178.7	2048.5	4.0	18.2	21.7	79.9	5.0	-1.2	4.5	
● Other	2	77.1	77.7	77.4	1797.5	1830.2	1813.9	18.7	-11.6	11.8	31.8	5.3	-0.9	4.8	

Pitches in session									
Pitch no.	Pitch Speed mph	Total spin rpm	Tilt sec	I. Vert. Mov in	Horz. Mov in	Extension ft	Release Height ft	Release Side ft	Spin efficiency %
○ #1	77.7	1798	11:00	18.0	-11.4	5'2"	5'3"	-10"	87%
○ #2	77.1	1830	11:00	19.5	-11.8	4'5"	5'4"	-1'	84%
● #3	77.4	2102	10:45	19.3	-13.8	5'3"	5'3"	-10"	86%
● #4	77.7	2121	11:15	20.5	-9.1	5'4"	5'4"	-9"	85%
● #5	68.3	2101	3:30	-	-	4'4"	4'10"	-1'5"	35%
● #6	77.9	1929	11:15	19.8	-9.6	4'9"	5'3"	-9"	85%
● #7	78.1	2137	11:00	22.2	-11.8	4'11"	5'4"	-8"	87%
● #8	65.3	2032	3:30	-5.2	20.1	4'6"	5'	-1'1"	52%
● #9	77.5	2121	11:00	19.8	-10.2	5'3"	5'5"	-6"	-
● #10	65.4	2083	3:30	-5.7	21.7	4'5"	5'1"	-1'3"	-
● #11	77.3	1939	10:45	18.4	-12.7	5'2"	5'4"	-7"	81%
● #12	76.8	2052	11:00	22.3	-11.5	-	5'5"	-7"	83%
● #13	67.6	2080	3:15	-2.5	15.7	5'	5'2"	-1'3"	-
● #14	77.3	1876	11:30	22.8	-5.9	4'8"	5'4"	-7"	86%
● #15	77.8	1921	11:00	21.1	-11.7	4'7"	5'3"	-6"	-
● #16	64.4	2086	3:15	-	-	-	4'10"	-1'4"	-
● #17	77.1	2145	11:00	20.1	-12.9	4'8"	5'4"	-9"	85%
● #18	78.1	2123	11:00	19.0	-10.8	5'1"	5'5"	-4"	-
● #19	75.2	2075	11:15	-	-	5'3"	5'5"	-6"	93%
● #20	76.7	2094	11:00	-	-	5'2"	5'3"	-7"	95%
● #21	75.9	1972	11:15	23.0	-11.1	4'8"	5'4"	-8"	88%

● Slider ● Fastball

Pitches in session									
Pitch no.	Pitch Speed mph	Total spin rpm	Tilt sec	I. Vert. Mov in	Horz. Mov in	Extension ft	Release Height ft	Release Side ft	Spin efficiency %
● #22	76.6	1958	11:15	21.7	-8.9	4'7"	5'3"	-7"	84%
● #23	69.6	1720	-	-	-	5'4"	5'8"	-9"	83%
● #24	67.8	2018	3:15	-3.4	17.4	-	4'11"	-1'4"	-
● #25	65.1	2066	3:30	-5.4	19.2	-	4'11"	-1'4"	43%
● #26	76.6	1878	11:00	18.8	-11.7	4'8"	5'4"	-8"	87%
● #27	64.9	2073	3:45	-6.7	16.2	3'10"	5'	-1'6"	30%
● #28	67.2	2179	3:30	-3.8	15.6	4'7"	5'	-1'	44%
● #29	75.5	2056	10:45	17.8	-13.8	5'	5'4"	-10"	86%
● #30	74.9	2110	10:45	15.9	-10.8	5'	5'3"	-9"	80%
● #31	75.1	1702	11:30	20.5	-6.4	5'1"	5'3"	-7"	93%
● #32	65.7	2038	3:00	-0.8	19.0	4'3"	4'11"	-1'2"	40%
● #33	66.9	2105	3:15	-2.2	18.8	4'7"	4'11"	-1'1"	-