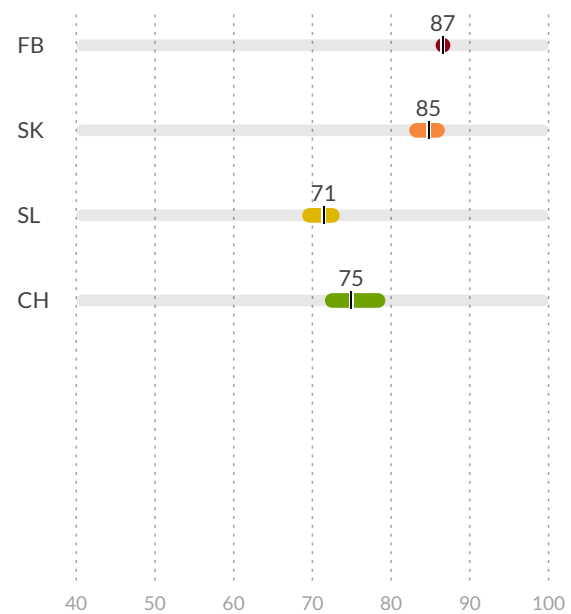


Avg. velocity by pitch type
mph



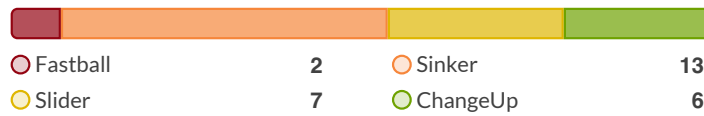
● **Fastball**

Pitch Speed Avg. **87** mph Max. **87** mph

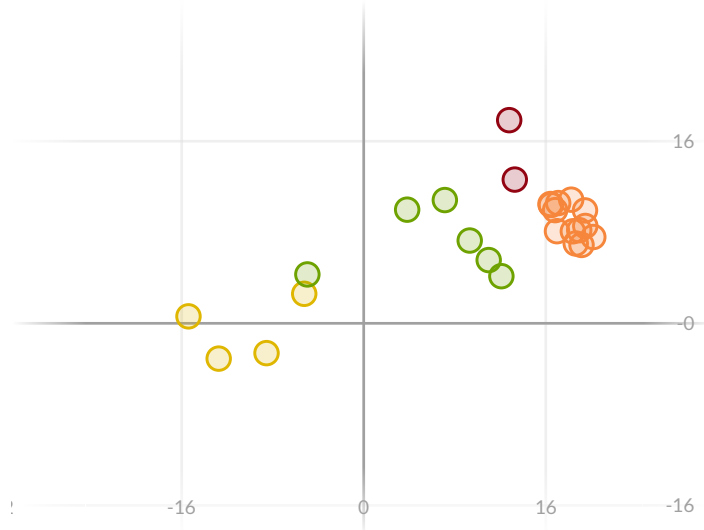
Total spin Avg. **1929** rpm

Pitches

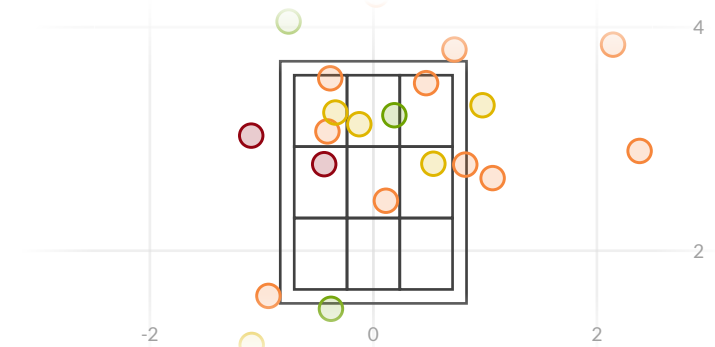
Total: **28**



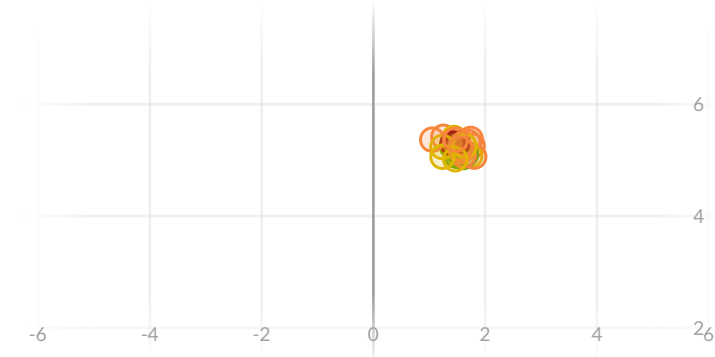
Movement
in



Location
ft



Release
ft



Stats by pitch type

Pitch type	Qty.	Pitch Speed (mph)			Total spin (rpm)			IVB (in) Max. abs.	Horz. Mov (in)		Vert. Mov (in) Max. abs.	Rel.h (ft) Avg.	Rel.side (ft) Avg.	EXT (ft) Avg.
		Min.	Max.	Avg.	Min.	Max.	Avg.		Avg.	Max. abs.				
● Fastball	2	86.3	86.9	86.6	1889.1	1969.8	1929.5	15.2	13.0	13.3	26.1	5.3	1.5	5.7
● Sinker	13	82.3	86.8	84.8	1584.5	1941.2	1725.8	9.0	18.2	20.2	36.2	5.3	1.5	5.5
● Slider	7	68.7	73.5	71.4	1775.7	2176.8	2052.3	2.2	-10.5	15.4	62.9	5.2	1.5	5.2
● ChangeUp	6	71.6	79.3	74.9	784.8	1590.3	1084.1	7.0	6.4	12.1	54.4	5.1	1.5	5.3

○ ChangeUp
○ Slider
○ Sinker
○ Fastball

Pitches in session

Pitch no.	Pitch Speed mph	Total spin rpm	Tilt sec	I. Vert. Mov in	Horz. Mov in	Extension ft	Release Height ft	Release Side ft	Spin efficiency %
○ #1	82.3	1682	2:15	7.6	20.2	5'2"	5'5"	1'9"	76%
○ #2	84.1	1628	2:00	10.9	18.2	5'5"	5'4"	1'8"	80%
○ #3	83.9	1693	2:00	10.4	16.5	5'10"	5'4"	1'6"	80%
○ #4	86.2	1718	2:00	10.5	16.4	5'5"	5'5"	1'3"	85%
○ #5	83.5	1697	2:15	8.6	19.5	5'4"	5'3"	1'9"	80%
○ #6	68.7	2000	9:00	0.6	-15.4	5'2"	5'5"	1'5"	-
○ #7	69.7	2164	8:30	-3.1	-12.7	5'2"	5'3"	1'6"	66%
○ #8	71.0	1776	10:00	2.6	-5.2	5'	5'1"	1'9"	-
○ #9	79.3	1590	1:45	7.3	9.3	5'4"	5'1"	1'8"	63%
○ #10	71.6	1061	10:15	4.3	-5.0	5'1"	5'2"	1'6"	-
○ #11	74.4	1125	1:00	10.8	7.1	5'4"	5'1"	1'7"	45%
○ #12	75.6	859	2:15	4.1	12.1	5'3"	5'2"	1'6"	-
○ #13	75.6	785	2:00	5.6	11.0	5'4"	5'3"	1'5"	51%
○ #14	73.1	-	-	10.0	3.8	5'5"	5'1"	1'6"	-
○ #15	85.5	1763	2:15	8.2	18.9	5'7"	5'2"	1'7"	84%
○ #16	82.6	1607	2:15	6.9	19.1	5'10"	5'1"	1'10"	82%
○ #17	82.5	1585	2:15	8.1	18.4	5'7"	5'1"	1'7"	83%
○ #18	86.9	1889	1:15	17.9	12.8	5'8"	5'4"	1'6"	85%
○ #19	86.1	1941	2:00	9.9	16.8	5'6"	5'4"	1'5"	91%
○ #20	86.3	1970	1:30	12.6	13.3	5'7"	5'4"	1'5"	83%
○ #21	86.8	1731	2:00	9.9	19.4	5'4"	5'4"	1'7"	88%

○ ChangeUp
 ○ Slider
 ○ Sinker
 ○ Fastball

Pitches in session									
Pitch no.	Pitch Speed mph	Total spin rpm	Tilt sec	I. Vert. Mov in	Horz. Mov in	Extension ft	Release Height ft	Release Side ft	Spin efficiency %
○ #22	72.3	2177	-	-	-	5'3"	5'3"	1'3"	-
○ #23	72.4	2069	8:30	-2.6	-8.5	5'4"	5'3"	1'8"	65%
○ #24	86.2	1717	2:00	10.6	17.1	5'8"	5'3"	1'7"	90%
○ #25	72.4	2097	-	-	-	5'4"	5'	1'6"	-
○ #26	86.0	1844	2:15	7.0	18.6	5'2"	5'4"	1'1"	80%
○ #27	73.5	2083	-	-	-	5'3"	5'1"	1'3"	67%
○ #28	86.1	1829	2:15	8.1	17.0	5'5"	5'4"	1'6"	77%